

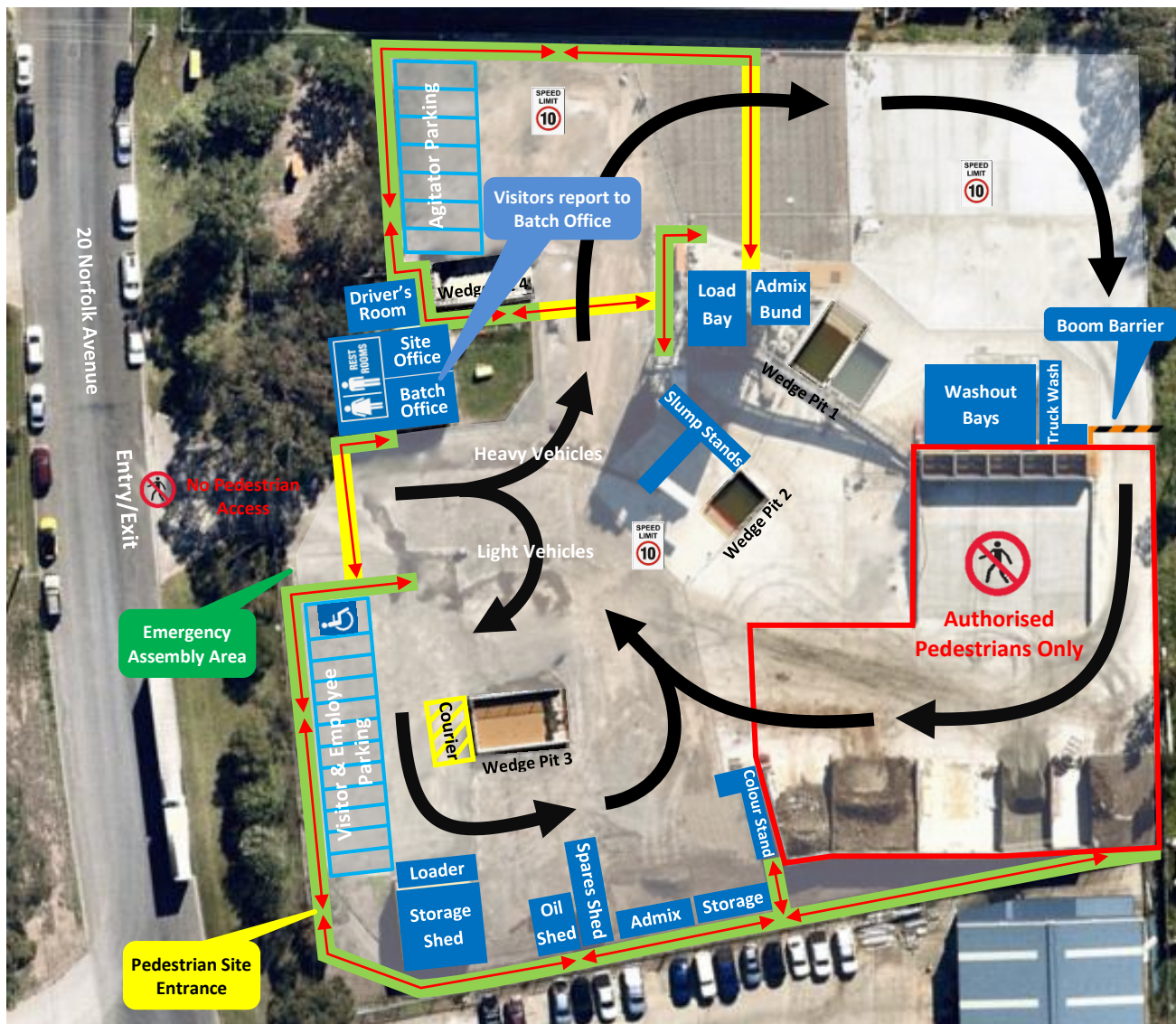


Nowra Concrete Plant




Traffic & Pedestrian Management Plan

Pedestrian Site Map

Boral Concrete – 20 Norfolk Ave, South Nowra



Pedestrians

-  **Protected Walkway**
-  **Designated Walkway**
Pedestrians **MUST** give way to vehicles and plant
-  **Pedestrian Exclusion Zone**
Only authorised pedestrians are permitted to conduct work in operational areas

Vehicles and Plant



Emergency Assembly Area

Located inside the entry/exit gate. Proceed to the assembly point using the designated walkways.

Light Vehicle Parking

- Light vehicles park in the Visitor & Employee parking area.
- Parking is reverse entry.
- Visitors must report to the Batch Office immediately upon arrival. Follow the pathway directional arrows to and from the Batch Office, as indicated on the map.

Site Speed Limit

The site speed limit is restricted to 10kph.

Boom Barrier

A Boom Barrier is installed at the entrance to the Stockpile area. All vehicles approaching this area must contact the Batcher on UHF channel 14.

2-Way Communication

All radio communication on this site is via UHF Channel 14 and Boral radio frequency NOWRA.

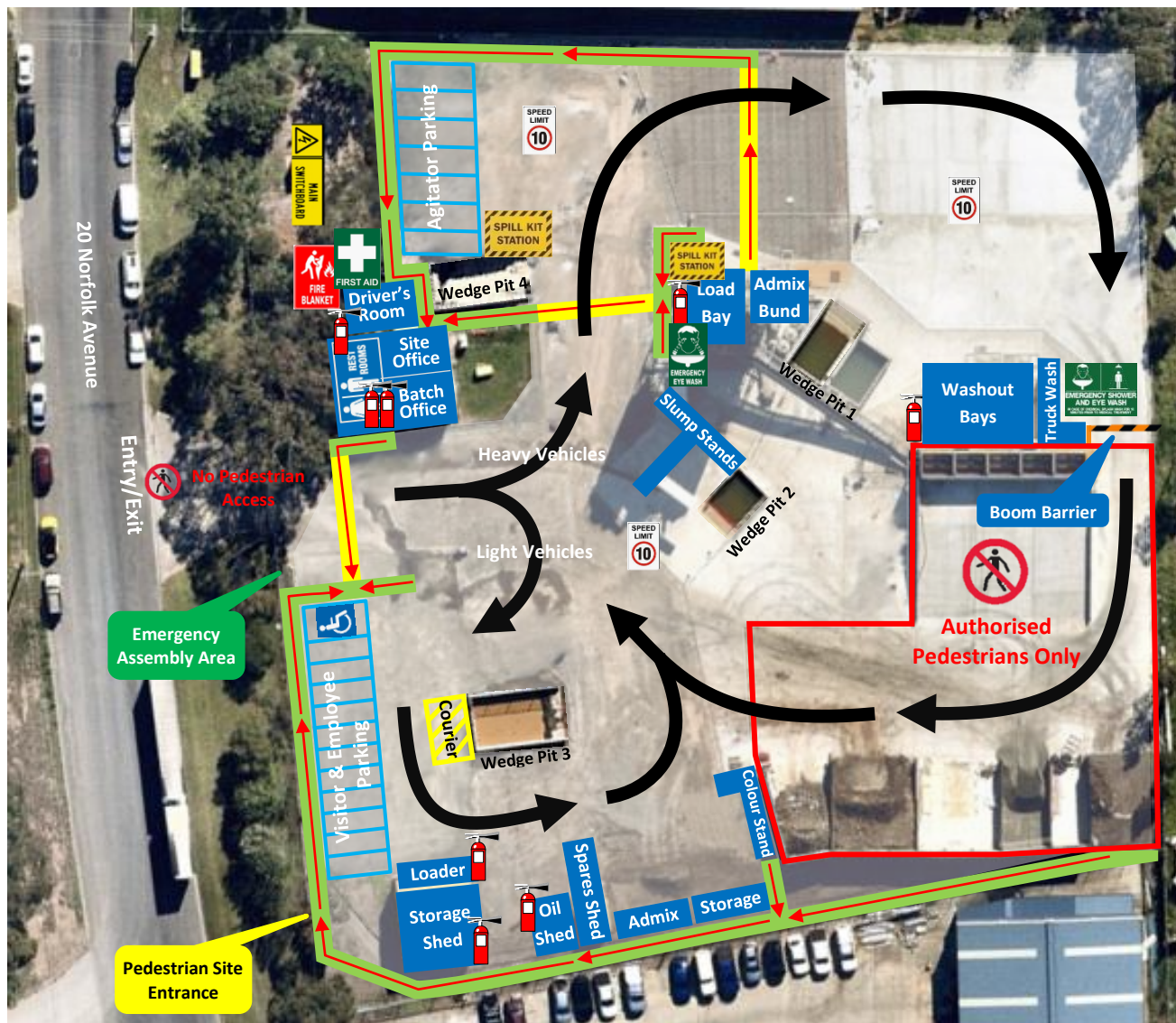
Front End Loader (FEL)

- Operates in all areas.
- Has right of way in vehicle operating areas. Always establish positive communication (verbal and/or visual contact) with operator before approaching within 20 metres. Communicate with the Loader operator via UHF Channel 14.

Traffic & Pedestrian Management Plan

Emergency Site Map

Boral Concrete – 20 Norfolk Ave, South Nowra



Pedestrians

- Protected Walkway**
- Designated Walkway**
Pedestrians **MUST** give way to vehicles and plant
- Pedestrian Exclusion Zone**
Only authorised pedestrians are permitted to conduct work in operational areas

Emergency Equipment

	Emergency Assembly Area Located inside the entry/exit gate. Follow the pathway directional arrows as indicated on the map.		First Aid Located in Driver's Room
	Emergency Eye Wash & Shower Located at Truck Wash & beside Load Bay (eye wash only)		Fire Blanket Located in Driver's Room
	Main Electrical Located behind Agitator Parking area		Spill Kit Located beside Load Bay & Agitator Parking area
	Fire Extinguishers Located in the following areas: Driver's Room, 2 located outside Batch Office (in office block), beside Load Bay, on side wall of Washout Bays, internal rear wall of Storage Shed, external front wall of Oil Shed, Front End Loader, all trucks are equipped with fire extinguishers		