



Milton Concrete Plant



Traffic & Pedestrian Management Plan

Pedestrian Upgrade Site Map

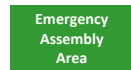
Boral Concrete – 13 Wilfords Lane, Milton



Pedestrians

-  **Protected Walkway**
-  **Designated Walkway**
Pedestrians **MUST** give way to vehicles and plant
-  **Pedestrian Exclusion Zone**
Only authorised pedestrians are permitted to conduct work in operational areas

Vehicles and Plant



Emergency Assembly Area

Located on the lawn area, inside the entry/exit gate. Proceed to the assembly point using the designated walkways.

Light Vehicle Parking

- Light vehicles park in the Visitor & Employee parking bays. Parking is reverse entry.
- Visitors must report to the Driver's room immediately upon arrival.
- Couriers deliver lightweight items to the Driver's Room.
- Follow the pathway directional arrows to and from Driver's room, as indicated on the map.

Site Speed Limit

The site speed limit is restricted to 10kph.

2-Way Communication

All radio communication on this site is via UHF Channel 40 and Boral radio frequency MILTON.

Front End Loader (FEL)

- Operates in all areas.
- Has right of way in vehicle operating areas. Always establish positive communication (verbal and/or visual contact) with operator before approaching within 20 metres. Communicate with the Loader operator via UHF Channel 40.

Traffic & Pedestrian Management Plan

Emergency Site Map

Boral Concrete – 13 Wilfords Lane, Milton



Pedestrians

- Protected Walkway**
- Designated Walkway**
Pedestrians **MUST** give way to vehicles and plant
- Pedestrian Exclusion Zone**
Only authorised pedestrians are permitted to conduct work in operational areas

Emergency Equipment



Spill Kit
Located in Storage Shed



First Aid
Located in the Amenities block



Electrical Mains
Located at the entry/exit gate



Emergency Eye Wash
Located on the external wall at rear of Washout Bays



Emergency Assembly Area
Located on the lawn area, inside the entry/exit gate.
Follow the pathway directional arrows as indicated on the map



Fire Extinguishers
Located in the following areas:
Driver's Room, beneath stairs leading to Batch Office, Front End Loader, all trucks are equipped with fire extinguishers