

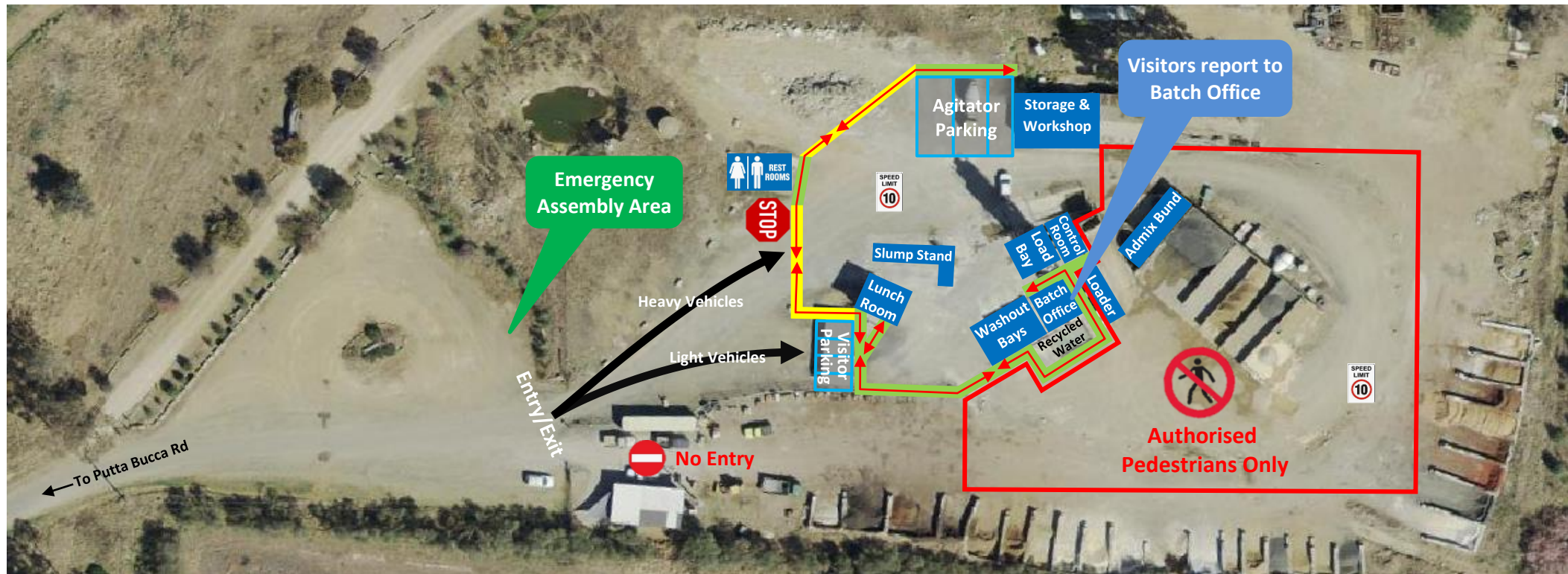


# Mudgee Concrete Plant




# Traffic & Pedestrian Management Plan

## Pedestrian Site Map

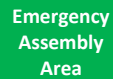
Boral Concrete – 69 Putta Bucca Rd, Mudgee



### Pedestrians

-  **Protected Walkway**
-  **Designated Walkway**  
Pedestrians **MUST** give way to vehicles and plant
-  **Pedestrian Exclusion Zone**  
Only authorised pedestrians are permitted to conduct work in operational areas

### Vehicles and Plant



#### Emergency Assembly Area

Located outside the entry/exit gate. Proceed to the assembly point using the designated walkways.



#### Light Vehicle Parking

- Light vehicles park in the Visitor parking area.
- Visitors must report to the Batch Office immediately upon arrival.



To access the Batch Office and site facilities, follow the pathway directional arrows, as indicated on the map.



#### 2-Way Communication

All radio communication on this site is via UHF Channel 15.

#### Driving Rules

- 10 km/hr speed limit, unless otherwise marked.
  - Obey road rules.
  - Drive to conditions.
  - No hand-held mobile device whilst driving.
- Front End Loader and Forklift have right of way in vehicle operating areas. Always establish positive communication (verbal and/or visual contact) with operator before approaching within 20 metres. Communicate with the Loader operator via UHF channel 15.

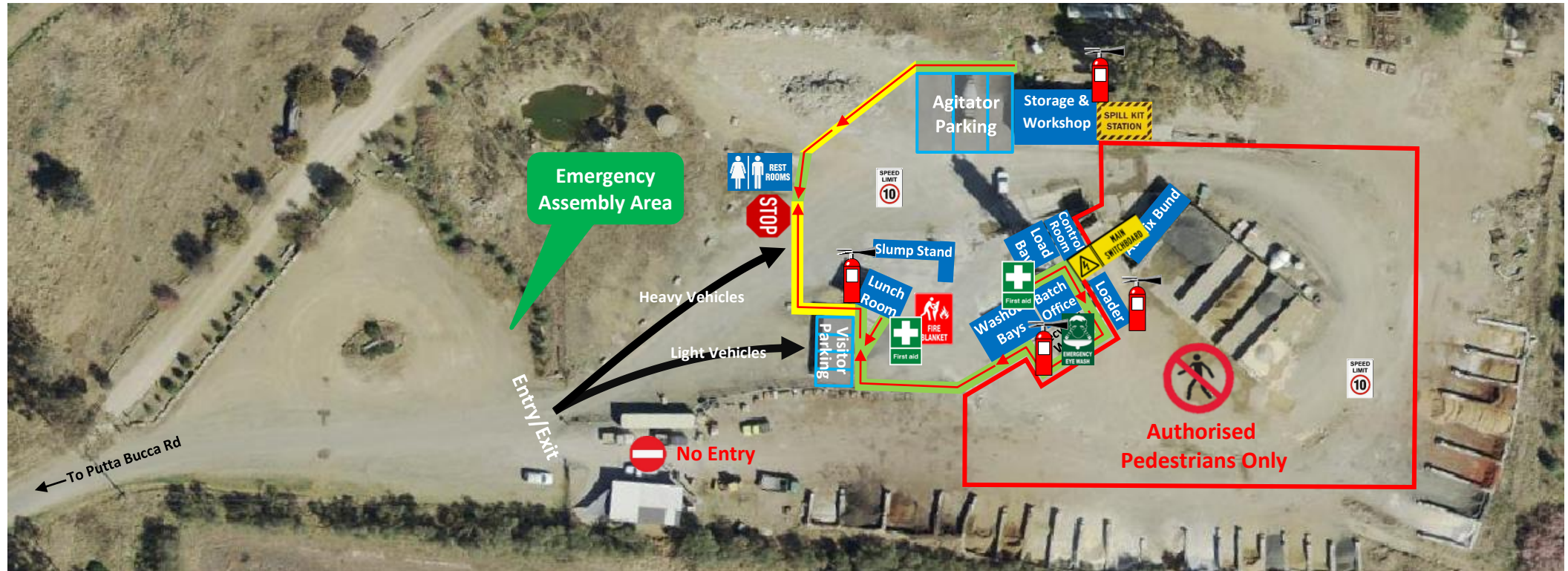
[hwinc.sharepoint.com/sites/SiteLibrary/Concrete%20NSWACT/Forms/AllItems.aspx](http://hwinc.sharepoint.com/sites/SiteLibrary/Concrete%20NSWACT/Forms/AllItems.aspx)  
uncontrolled copy when printed






# Traffic & Pedestrian Management Plan

## Emergency Site Map

Boral Concrete – 69 Putta Bucca Rd, Mudgee



### Pedestrians

-  **Protected Walkway**
-  **Designated Walkway**  
Pedestrians **MUST** give way to vehicles and plant
-  **Pedestrian Exclusion Zone**  
Only authorised pedestrians are permitted to conduct work in operational areas

### Emergency Equipment



**First Aid**  
Located in Batch Office & Lunch Room



**Spill Kit**  
Located in Storage Shed



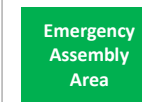
**Emergency Eye Wash**  
Located in Batch Office



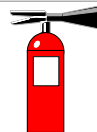
**Fire Blanket**  
Located in Lunch Room



**Electrical Mains**  
Located on the front external wall of Control Room



**Emergency Assembly Area**  
Located outside the Entry/Exit gate. Follow the pathway directional arrows as indicated on the map



**Fire Extinguishers**  
Located in the following areas:  
Batch Office, Lunch Room, Storage Shed, Front End Loader, all trucks are equipped with Fire Extinguishers.