



Batemans Bay Concrete Plant




Traffic & Pedestrian Management Plan

Pedestrian Upgrade Site Map

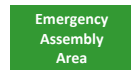
Boral Concrete – 8 Russell St, Batemans Bay



Pedestrians

-  **Protected Walkway**
-  **Designated Walkway**
Pedestrians **MUST** give way to vehicles and plant
-  **Pedestrian Exclusion Zone**
Only authorised pedestrians are permitted to conduct work in operational areas

Vehicles and Plant



Emergency Assembly Area

Located outside the entry gate. Proceed to the assembly point using the designated walkways.



Light Vehicle Parking

- There are 2 parking bays allocated to Visitors. Parking is reverse entry.
- Visitors must report to the Driver's room immediately upon arrival.
- Couriers deliver lightweight items to the Driver's Room.
- Follow the pathway directional arrows to and from Driver's room, as indicated on the map.



Site Speed Limit

The site speed limit is restricted to 10kph.



2-Way Communication

All radio communication on this site is via UHF Channel 40 and Boral radio frequency BATEMANS BAY.



Front End Loader (FEL)

- Operates in all areas.
- Has right of way in vehicle operating areas. Always establish positive communication (verbal and/or visual contact) with operator before approaching within 20 metres. Communicate with the Loader operator via UHF Channel 40.

