



# **Gunnedah Concrete Plant**




# Traffic & Pedestrian Management Plan

## Pedestrian Upgrade Site Map

### Boral Concrete 46 - 48 Mullaley Rd, Gunnedah



#### Pedestrians

-  **Protected Walkway**
-  **Designated Walkway**  
Pedestrians **MUST** give way to vehicles and plant
-  **Pedestrian Exclusion Zone**  
Only authorised pedestrians are permitted to conduct work in operational areas

#### Vehicles and Plant



##### Emergency Assembly Area

Located in front of Storage room, at front of site. Proceed to the assembly point using the designated walkways.

##### Light Vehicle Parking

- Visitors park in the Light Vehicle parking area, near the entry/exit gate. Parking is reverse entry.
- Visitors must report to the Batch Office immediately upon arrival. Follow the pathway directional arrows to and from the Batch Office, as indicated on the map.

##### Site Speed Limit

The site speed limit is restricted to 10kph.

##### 2-Way Communication

All radio communication on this site is via UHF Channel 10 and Boral radio channel 5.

##### Front End Loader (FEL)

- Operates in all areas.
- Has right of way in vehicle operating areas. Always establish positive communication (verbal and/or visual contact) with operator before approaching within 20 metres. Communicate with the Loader operator via UHF Channel 10.



# Traffic & Pedestrian Management Plan

## Emergency Site Map

### Boral Concrete 46 - 48 Mullaley Rd, Gunnedah



#### Pedestrians

- Protected Walkway**
- Designated Walkway**  
Pedestrians **MUST** give way to vehicles and plant
- Pedestrian Exclusion Zone**  
Only authorised pedestrians are permitted to conduct work in operational areas

#### Emergency Equipment



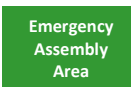
**Spill Kit**  
Located in Storage shed



**Fire Blanket**  
Located in Driver's Room



**Main Electrical**  
Located on external wall of Storage Room (at front of site)



**Emergency Assembly Area**  
Located in front of Storage Room, at front of site. Follow the pathway directional arrows as indicated on the map.



**First Aid**  
Located in Driver's Room



**Emergency Eye Wash & Shower**  
Located at rear of Slump Stand



**Fire Extinguishers**  
Located in the following areas:  
External side wall of Batch Office, in Batch Office, Driver's Room, 1 located in each Storage Shed, Front End Loader, all trucks are equipped with fire extinguishers.