

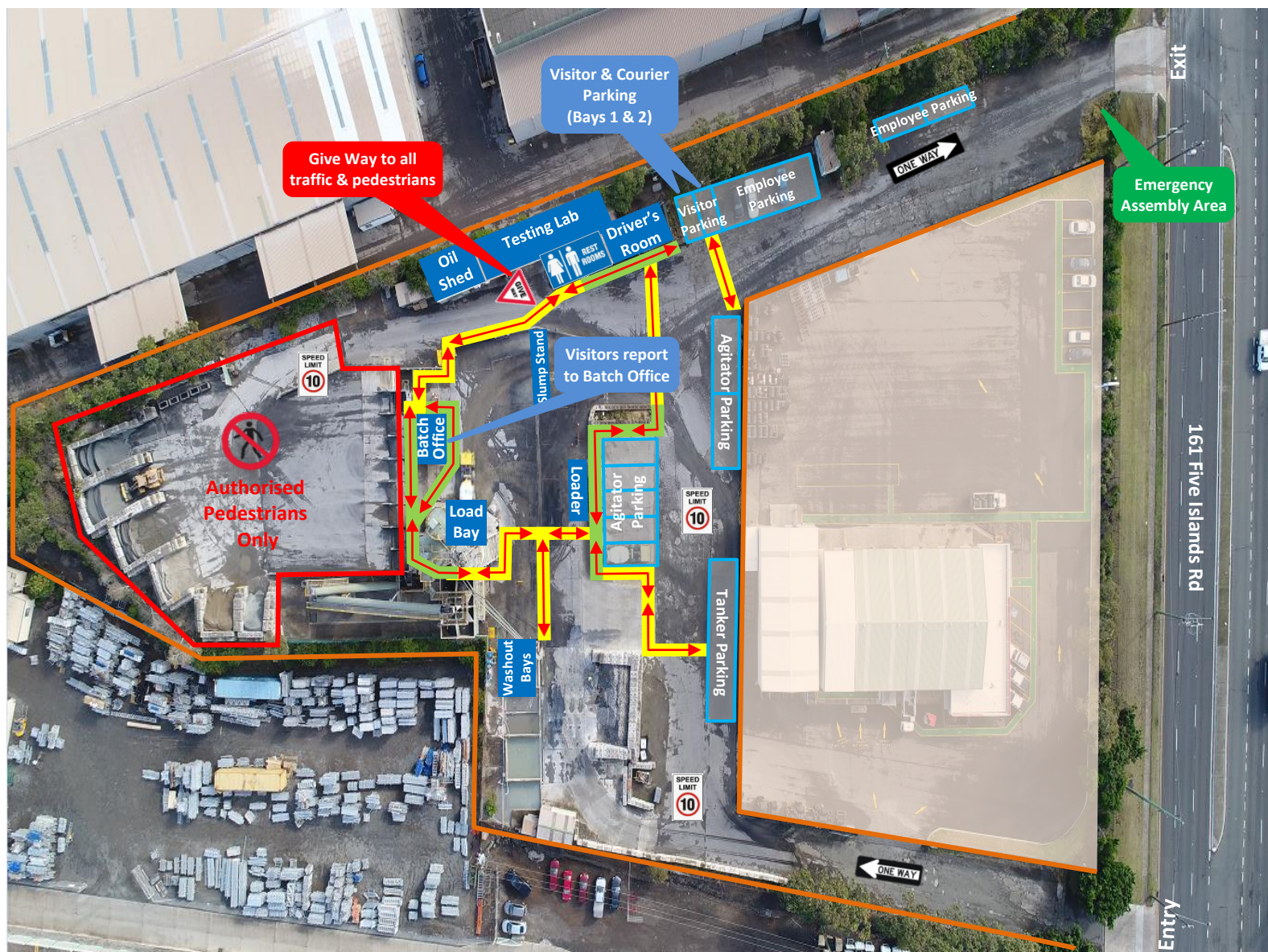


# **Pt. Kembla Concrete Plant**




# Traffic & Pedestrian Management Plan

## Pedestrian Upgrade Site Map

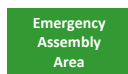




### Boral Concrete – 161 Five Islands Rd, Unanderra



#### Pedestrians

-  **Protected Walkway**
-  **Designated Walkway**  
Pedestrians **MUST** give way to vehicles and plant
-  **Pedestrian Exclusion Zone**  
Only authorised pedestrians are permitted to conduct work in operational areas

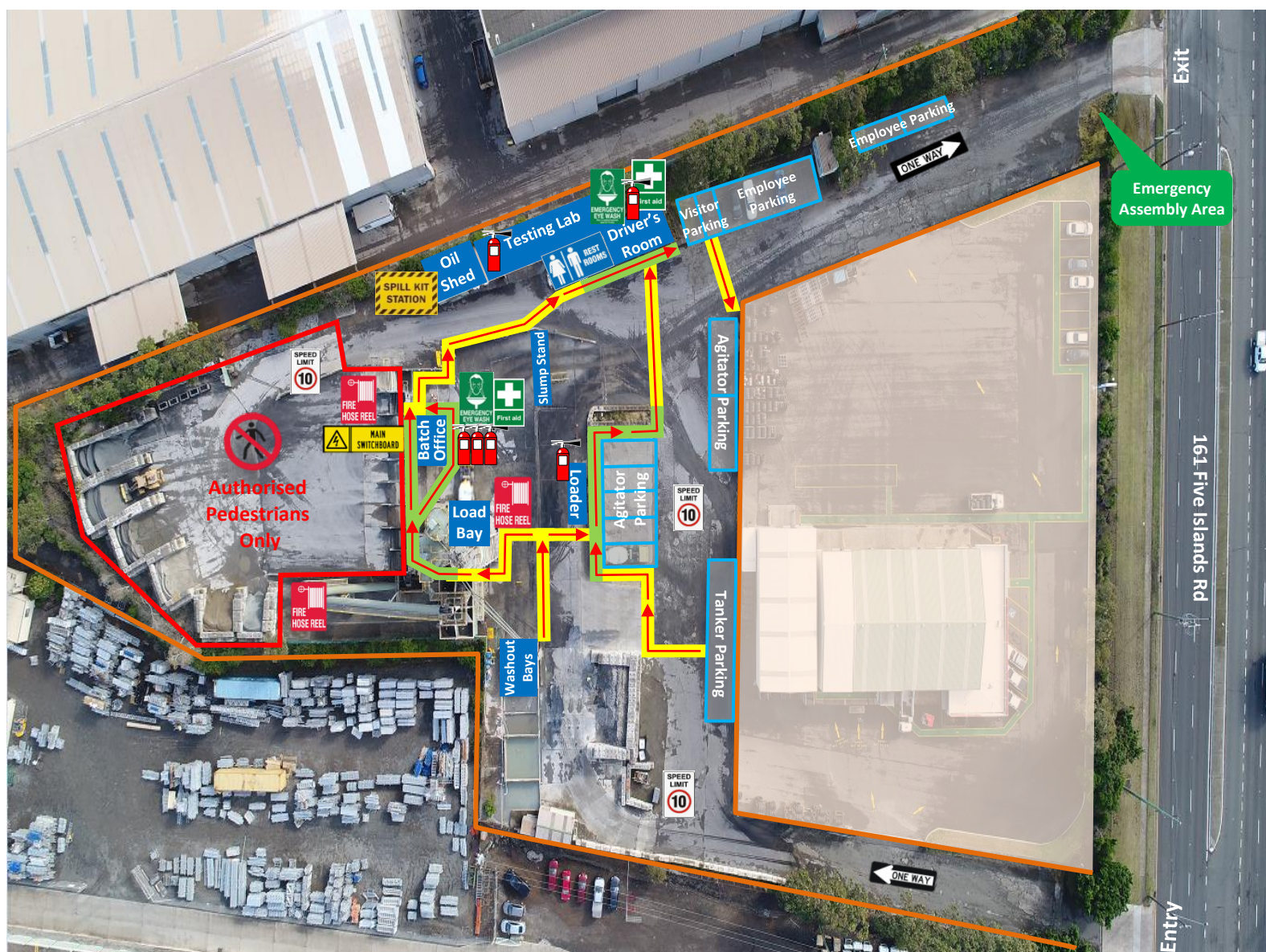
#### Vehicles and Plant

-  **Emergency Assembly Area**  
Located inside the exit gate. Proceed to the assembly point using the designated walkways.
-  **Visitor Parking**
  - Visitors park in the Visitor & Employee parking area.
  - Parking is reverse entry.
  - Visitors must report to the Batch office immediately upon arrival. Follow the pathway directional arrows to and from the Batch office, as indicated on the map.
-  **Site Speed Limit**  
The site speed limit is restricted to 10kph.
-  **2-Way Communication**  
All radio communication on this site is via UHF Channel 10 and Boral radio channel 37.
-  **Front End Loader (FEL)**
  - Operates in all areas.
  - Has right of way in vehicle operating areas. Always establish positive communication (verbal and/or visual contact) with operator before approaching within 20 metres. Communicate with the Loader operator via UHF Channel 10.




# Traffic & Pedestrian Management Plan

## Emergency Site Map

### Boral Concrete – 161 Five Islands Rd, Unanderra



#### Pedestrians

-  **Protected Walkway**
-  **Designated Walkway**  
Pedestrians **MUST** give way to vehicles and plant
-  **Pedestrian Exclusion Zone**  
Only authorised pedestrians are permitted to conduct work in operational areas

#### Emergency Equipment



**First Aid**  
Located in Batch Office & Driver's Room



**Spill Kit**  
Located in Oil Shed



**Main Electrical**  
Located behind Batch Office



**Emergency Eye Wash**  
Located in Batch Office & Amenities block



**Fire Hose Reels**  
Located in the following areas:  
End of incline conveyor belts, in front of Ground Bins, near loading aggregate way hopper



**Emergency Assembly Area**  
Located inside the Exit gate. Follow the pathway directional arrows as indicated on the map.



**Fire Extinguishers**  
Located in the following areas:  
Batch Office, external front & side walls of Batch Office, Testing Laboratory, Driver's Room, Front End Loader, all trucks are equipped with Fire Extinguishers.