

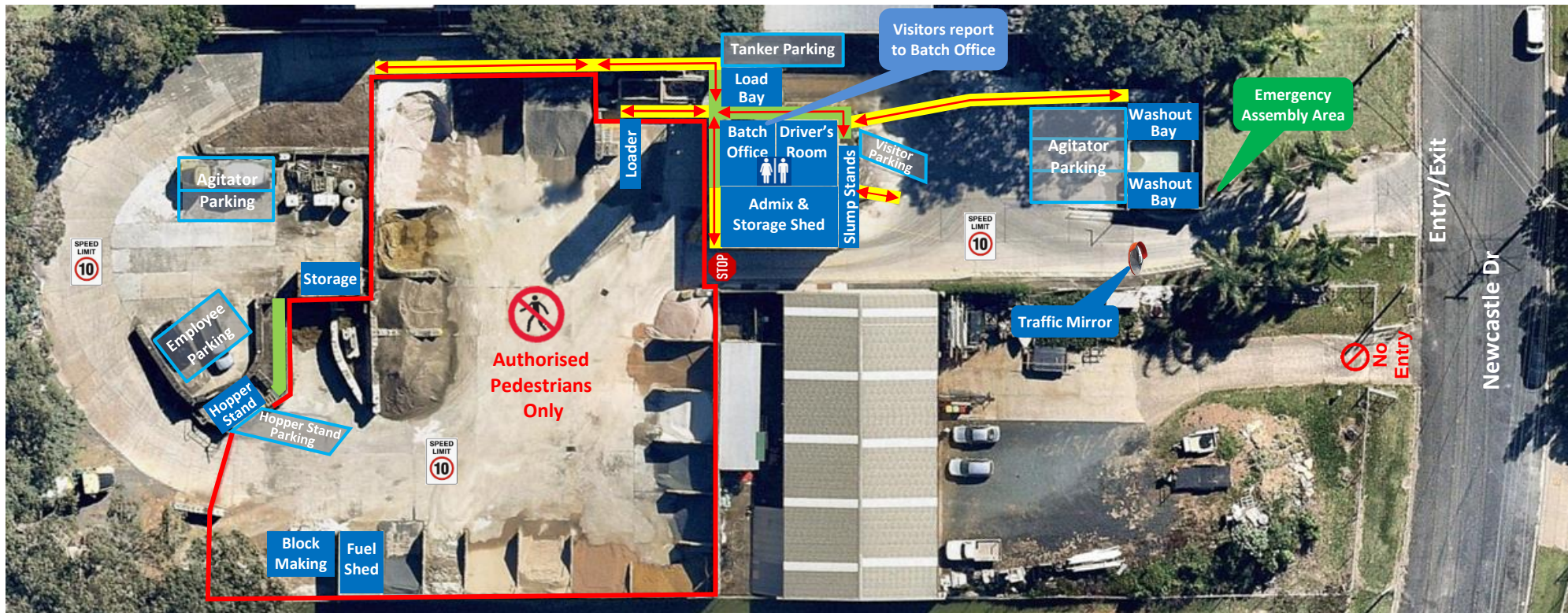


Coffs Harbour Concrete Plant



Traffic & Pedestrian Management Plan

Pedestrian Upgrade Site Map

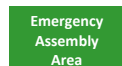
Boral Concrete – 12 Newcastle Drive, Toormina



Pedestrians

-  **Protected Walkway**
-  **Designated Walkway**
Pedestrians **MUST** give way to vehicles and plant
-  **Pedestrian Exclusion Zone**
Only authorised pedestrians are permitted to conduct work in operational areas

Vehicles and Plant



Emergency Assembly Area

Located directly outside the entry/exit gate. Proceed to the assembly point using the designated walkways.



Light Vehicle Parking

- Visitors park in the Visitor parking bay, located in front of Office block. Parking is reverse entry.
- Employee car park is located towards rear of site.
- Visitors must report to the Batch Office immediately upon arrival. Follow the pathway directional arrows to and from the Batch Office, as indicated on the map.



Site Speed Limit

The site speed limit is restricted to 10kph.



2-Way Communication

All radio communication on this site is via UHF Channel 10 and Boral radio channel 26.



Front End Loader (FEL)

- Operates in all areas.
- Has right of way in vehicle operating areas. Always establish positive communication (verbal and/or visual contact) with operator before approaching within 20 metres. Communicate with the Loader operator via UHF Channel 10.

Traffic & Pedestrian Management Plan

Emergency Site Map

Boral Concrete – 12 Newcastle Drive, Toormina



Pedestrians

Protected Walkway

Designated Walkway

Pedestrians **MUST** give way to vehicles and plant

Pedestrian Exclusion Zone

Only authorised pedestrians are permitted to conduct work in operational areas

Emergency Equipment



First Aid

Located in Driver's Room



Spill Kit

Located in Admix & Storage shed



Emergency Eye Wash

Located directly outside amenities (inside office block)



Emergency Assembly Area

Located directly outside the entry/exit gate. Follow the pathway directional arrows as indicated on the map



Main Electrical

Located in Admix & Storage Shed



Fire Extinguishers

Located in the following areas:
Fuel Shed, Admix & Storage Shed, entrance to Batch Office, Front End Loader, all trucks are equipped with fire extinguishers.



Fire Hose Reel

Located at entrance to Batch Office