




# **Jesmond Concrete Plant**

# Traffic & Pedestrian Management Plan

## Pedestrian Upgrade Site Map

Boral Concrete – 47 Mordue Parade, Jesmond



### Pedestrians

**Protected Walkway**

**Designated Walkway**

Pedestrians **MUST** give way to vehicles and plant

**Pedestrian Exclusion Zone**

Only authorised pedestrians are permitted to conduct work in operational areas

### Vehicles and Plant

**Emergency Assembly Area**

#### Emergency Assembly Area

Located at the Entry/Exit Gate. Proceed to the assembly point using the designated walkways.

#### Light Vehicle Parking

- Visitors park in the Visitor parking bay.
- Employees are permitted to park in the Agitator parking bays, if available.
- Visitors must report to the Batch Office immediately upon arrival. Follow the pathway directional arrows to and from the Batch office, as indicated on the map.
- Couriers deliver lightweight items to the Driver's Room. Follow the pathway directional arrows to and from the Driver's Room, as indicated on the map.



#### Site Speed Limit

The site speed limit is restricted to 10kph.



#### 2-Way Communication

All radio communication on this site is via UHF Channel 15 and Boral radio frequency JESMOND.



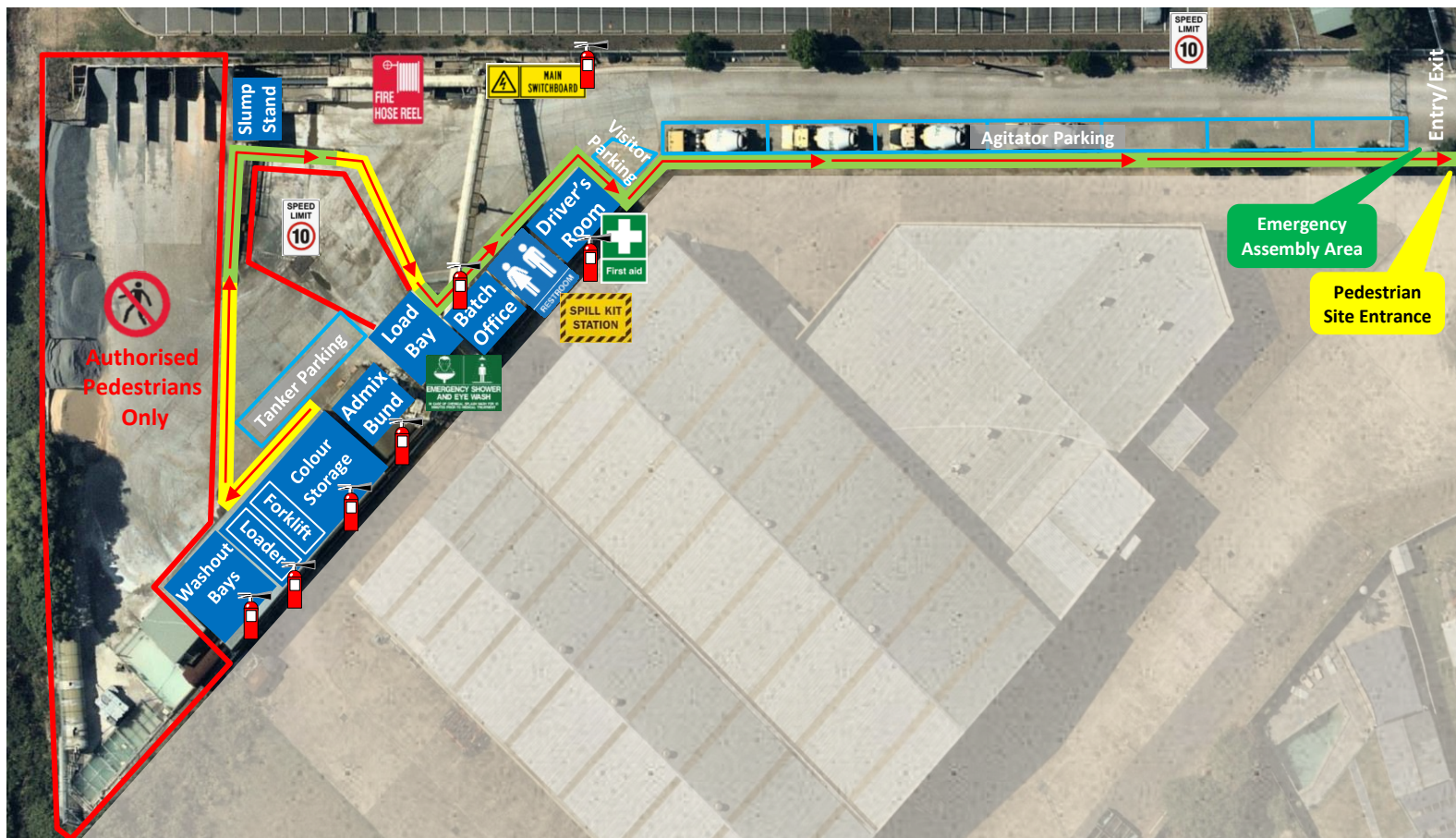
#### Front End Loader (FEL) and Forklift

- Operate in all areas.
- Have right of way in vehicle operating areas. Always establish positive communication (verbal and/or visual contact) with operator before approaching within 20 metres. Communicate with the Loader operator via UHF Channel 15.




# Traffic & Pedestrian Management Plan

## Emergency Site Map

### Boral Concrete – 47 Mordue Parade, Jesmond



#### Pedestrians

-  **Protected Walkway**
-  **Designated Walkway**  
Pedestrians **MUST** give way to vehicles and plant
-  **Pedestrian Exclusion Zone**  
Only authorised pedestrians are permitted to conduct work in operational areas

#### Emergency Equipment



**First Aid**  
Located in Driver's room



**Spill Kit**  
Located in Amenities block



**Main Electrical**  
Located beneath Conveyor cross over



**Emergency Assembly Area**  
Located at the Entry/Exit gate. Follow the pathway directional arrows as indicated on the map



**Emergency Eye Wash & Shower**  
Located beside Loading Bay (near Batch Office)



**Fire Hose**  
Located beneath Tunnel Conveyor



**Fire Extinguishers**  
Located in the following areas:  
Driver's Room, Entrance to Batch office, behind Washout Bays, Colour Storage shed, Electrical Mains building, Admixture Bund, Front End Loader, all trucks are equipped with fire extinguishers.