





Pedestrians

-  **Protected Walkway**
-  **Designated Walkway**
Pedestrians **MUST** give way to vehicles and plant
-  **Operational Area**
Only authorised pedestrians are permitted to conduct work in operational areas

Vehicles and Plant

-  **Vehicle Route**
Follow the direction of the vehicle route. Drivers **MUST** not exit their vehicle unless they can access a designated walkway or to complete designated work.



- Front End Loader (FEL)**
FEL operates in all operational areas.

FEL has right of way at all times and always establish positive communication (verbal and/or visual contact) with FEL operator before approaching within 20 metres.

