



Laurieton Concrete Plant




Traffic & Pedestrian Management Plan


Pedestrian Upgrade Site Map

Boral Concrete – 202 Bayside Circuit, Laurieton









Pedestrians

-  **Protected Walkway**
-  **Designated Walkway**
Pedestrians **MUST** give way to vehicles and plant
-  **Pedestrian Exclusion Zone**
Only authorised pedestrians are permitted to conduct work in operational areas

 **Warning:** A flashing light will activate when the Loader is in operation. When light is flashing, all vehicles in the immediate area **MUST** stop.

Vehicles and Plant

-  **Emergency Assembly Area**
Located outside the entry/exit gate, near the Visitor parking area. Proceed to the assembly point using the designated walkways.
-  **Light Vehicle Parking**
 - Visitors park in the Visitor & Employee parking bays, located inside the entry/exit gate. Parking is reverse entry.
 - Visitors must report to the Batch Office immediately upon arrival (located upstairs). Follow the pathway directional arrows to and from the Batch office, as indicated on the map.
-  **Site Speed Limit**
The site speed limit is restricted to 10kph.
-  **Boom Barrier**
Agitator drivers can operate the Boom Barrier via remote control from their vehicle. All other vehicles accessing the site must contact the Batcher on UHF channel 34, upon arrival.
-  **2-Way Communication**
All radio communication on this site is via UHF Channel 34 and Boral radio channel 14.
-  **Front End Loader (FEL)**
 - Operates in all areas.
 - Has right of way in vehicle operating areas. Always establish positive communication (verbal and/or visual contact) with operator before approaching within 20 metres. Communicate with the Loader operator via UHF Channel 34.

Traffic & Pedestrian Management Plan

Emergency Site Map

Boral Concrete – 202 Bayside Circuit, Laurieton



Pedestrians

Protected Walkway

Designated Walkway
Pedestrians **MUST** give way to vehicles and plant

Pedestrian Exclusion Zone
Only authorised pedestrians are permitted to conduct work in operational areas

Emergency Equipment



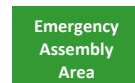
First Aid
Located in Driver's Room



Spill Kit
Located in Storage shed



Emergency Eye Wash
Located on front external wall of Driver's Room



Emergency Assembly Area
Located in the Visitor & Employee parking area. Follow the pathway directional arrows as indicated on the map



Main Electrical
Located beneath the Batch Office



Fire Extinguishers
Located in the following areas:
Batch Office (upstairs), Driver's Room, Storage Shed, beneath Batch Office, 2 located on Front End Loader, all trucks are equipped with fire extinguishers.



Fire Blanket
Located in Driver's Room

Warning: A flashing light will activate when the Loader is in operation. When light is flashing, all vehicles in the immediate area **MUST** stop.