



Bega Concrete Plant

Traffic & Pedestrian Management

Pedestrian Upgrade Site Map

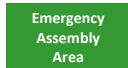
Boral Concrete – 46 Ridge St, Bega



Pedestrians

- Protected Walkway**
- Designated Walkway**
Pedestrians **MUST** give way to vehicles and plant
- Pedestrian Exclusion Zone**
Only authorised pedestrians are permitted to conduct work in operational areas

Vehicles and Plant



Emergency Assembly Area

Located at the eastern entry/exit gate. Proceed to the assembly point using the designated walkways.



Light Vehicle Parking

- There is no light vehicle parking on site (off-site parking only).
- Visitors must enter the site via the Pedestrian Site entrance.
- All visitors must report to the Batch Office immediately upon arrival. Follow the pathway directional arrows to and from the Batch Office, as indicated on the map.



Site Speed Limit

The site speed limit is restricted to 10kph.



2-Way Communication

All radio communication on this site is via UHF channel 82.



Front End Loader (FEL)

- Operates in all areas.
- Has right of way in vehicle operating areas. Always establish positive communication (verbal and/or visual contact) with operator before approaching within 20 metres. Communicate with the Loader operator via UHF channel 82.




Traffic & Pedestrian Management Plan

Emergency Site Map

Boral Concrete – 46 Ridge St, Bega



Pedestrians

-  **Protected Walkway**
-  **Designated Walkway**
Pedestrians **MUST** give way to vehicles and plant
-  **Pedestrian Exclusion Zone**
Only authorised pedestrians are permitted to conduct work in operational areas

Emergency Equipment



First Aid
Located in the following areas:
Driver's Room, Store Room, Front End Loader



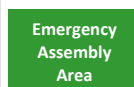
Emergency Eye Wash
Located in Batch Office & on front external wall of Driver's Room



Spill Kit
Located outside amenities (beneath stairs)



Main Electrical
Located on front external wall of Store Room



Emergency Assembly Area
Located at the eastern entry/exit gate. Follow the pathway directional arrows as indicated on the map



Fire Extinguishers
Located in the following areas:
Batch Office, Front external wall of Driver's Room, Front End Loader, all trucks are equipped with fire extinguishers