








Building  
something  
great

## TIP-SOP-009 - Uncouple/ Couple Semi-Trailer






<b>Sop Title:</b>	Uncouple/ Couple Semi-Trailer	<b>Sop No:</b>	TIP-SOP-009
<b>Sop Location:</b>	Multiple	<b>Associated SWMS:</b>	TIP-SWMS-009
<b>Date of Issue:</b>	1/05/2025	<b>Next Review Date:</b>	1/05/2027
<b>Issue Version:</b>	1.0	<b>Authorised By:</b>	Jeremy Wee
<b>Frequency:</b>	When required		
<b>Purpose:</b>	Uncouple/ Couple Semi-Trailer		
<b>Responsibility:</b>	Tipper driver	<b>Requirements:</b>	Prime mover Semi-Trailer UHF Radio Correct site PPE - High Visibility clothing - Long Pants & Sleeves - Hard Hat - Safety Glasses - Gloves - Wheel chocks - where required
<b>Compliance:</b>	PPE Requirements:		
- WHS Act 2011 - WHS Regulation 2017			

Step	Activity	Safety/ Quality/ Performance Notes	Photo
1.	Arrive at site	<ul style="list-style-type: none"><li>- Positive communication</li><li>- Be aware of your surroundings</li><li>- Ensure to uncouple the vehicle combination on firm and level ground</li></ul>	

## TIP-SOP-009 - Uncouple/ Couple Semi-Trailer

Step	Activity	Safety/ Quality/ Performance Notes	Photo
2.	Uncouple the vehicle combination	<ul style="list-style-type: none"> <li>- Park the vehicle ensuring firm and level ground and that the prime mover is in line with the semi-trailer</li> <li>- Exit the vehicle maintaining 3 PoC</li> <li>- Climb to the back of the cab</li> <li>- Turn off the brake air taps</li> <li>- On the trailer side disconnect air lines, EBS plug, electrical plugs, reverse camera and hydraulic hoses</li> <li>- Secure the hydraulic hoses, air lines and electrical plugs for transit</li> <li>- Enter the truck, perform a tug test</li> <li>- If unsuccessful refer to maintenance reporting system</li> <li>- If successful, continue with uncoupling procedure</li> <li>- Apply maxi park brakes</li> <li>- Exit the cab</li> <li>- Lower the landing legs</li> <li>- Release turntable safety catch</li> <li>- Pull the turntable handle out to release the pin</li> <li>- Enter the cabin</li> <li>- Select forward gear</li> <li>- Drive forward 300mm</li> <li>- Lower air bags</li> <li>- Ensure trailer is being supported by the landing legs</li> <li>- Drive forward until clear of trailer</li> <li>- Raise air bags to drive level</li> </ul>	  

## TIP-SOP-009 - Uncouple/ Couple Semi-Trailer



Step	Activity	Safety/ Quality/ Performance Notes	Photo
3.	Coupling the vehicle combination	<ul style="list-style-type: none"> <li>- Lower air bags on the prime mover</li> <li>- Reverse slowly in a straight line toward the trailer stopping when the rear axle mud guard go under the front of the semi-trailer</li> <li>- Apply maxi park brakes and exit the cab</li> <li>- Visually inspect the height of the semi-trailer and straight alignment</li> <li>- Inspect that the turntable jaws are open</li> <li>- Adjust if required</li> <li>- Enter the cab and reverse the prime mover until the turntable is under the trailer, then raise air bags until trailer start to lift</li> <li>- Continue reversing until turntable jaws lock around the king pin and audible click is heard</li> <li>- Perform a soft tug test</li> <li>- Apply maxi park brakes</li> <li>- Turn on park lights and hazard lights</li> <li>- Exit cab</li> <li>- Visual check that jaws are locked around the king pin</li> <li>- Visual check that turntable handle and safety catch are in locked position</li> <li>- Raise the landing legs</li> <li>- Climb to the back of the cab</li> <li>- Connect air lines, EBS plug, electrical plugs, reverse camera and hydraulic hoses</li> <li>- Turn on brake air taps</li> <li>- Walk around the vehicle combination and check all the lights and indicators are working</li> <li>- Enter cab and perform a tug test</li> </ul>	    
4.	Exit uncoupling area	<ul style="list-style-type: none"> <li>- Turn off indicators and lights if day time</li> <li>- Be aware of your surroundings</li> <li>- Follow site TMP, road rules</li> </ul>	



Building  
something  
great


## TIP-SOP-009 - Uncouple/ Couple Semi-Trailer

### Prepared By / Review Team

Name	Position	Signature	Date
Marko Kasap	Driver Trainer / Safety Committee Member		1/05/2025
Victoria Piserchia	Supervisor		1/05/2025

### Authorisation

I have checked this Standard Operating Procedure (SOP) and confirm that it is authorised for use.

Person supervising the work	Signature	Date
Jeremy Wee		1/05/2025