



# **Bermagui Concrete Plant**


# Traffic & Pedestrian Management Plan

## Pedestrian Upgrade Site Map

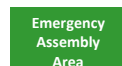
### Boral Concrete – Strudwicks Rd, Bermagui



#### Pedestrians

-  **Protected Walkway**
-  **Designated Walkway**  
Pedestrians **MUST** give way to vehicles and plant
-  **Pedestrian Exclusion Zone**  
Only authorised pedestrians are permitted to conduct work in operational areas

#### Vehicles and Plant



##### Emergency Assembly Area

Located on the lawn area behind Office block. Proceed to the assembly point using the designated walkways.



##### Light Vehicle Parking

- Light vehicles park in the Visitor and Employee parking area.
- Parking is reverse entry.
- Visitors must report to the Driver's Room immediately upon arrival. Follow the pathway directional arrows to and from the Driver's Room, as indicated on the map.



##### Site Speed Limit

The site speed limit is restricted to 10kph.



##### 2-Way Communication

All radio communication on this site is via UHF Channel 82 and Boral radio frequency BERMAGUI



##### Front End Loader (FEL)

- Operates in all areas.
- Has right of way in vehicle operating areas. Always establish positive communication (verbal and/or visual contact) with operator before approaching within 20 metres. Communicate with the Loader operator via UHF Channel 82.

# Traffic & Pedestrian Management Plan

## Emergency Site Map

### Boral Concrete – Strudwicks Rd, Bermagui



#### Pedestrians

- Protected Walkway**
- Designated Walkway**  
Pedestrians **MUST** give way to vehicles and plant
- Pedestrian Exclusion Zone**  
Only authorised pedestrians are permitted to conduct work in operational areas

#### Emergency Equipment



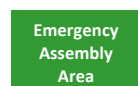
**Spill Kit**  
Located near Diesel Bund



**First Aid**  
Located in Driver's Room & Front End Loader



**Main Electrical**  
Located on external wall of Site Office



**Emergency Assembly Area**  
Located on the lawn area behind Office block. Follow the pathway directional arrows as indicated on the map



**Emergency Eye Wash**  
Located on external front wall of Driver's Room & in First Aid kits



**Fire Extinguishers**  
Located in the following areas:  
Batch Office, external front wall of Driver's Room, 2 located in Diesel Bund, Front End Loader, all trucks are equipped with fire extinguishers.