



Quirindi Concrete Plant




Traffic & Pedestrian Management

Pedestrian Upgrade Site Map

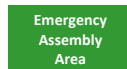
Boral Concrete – Lot 203 Industrial Drive, Quirindi



Pedestrians

-  **Protected Walkway**
-  **Designated Walkway**
Pedestrians **MUST** give way to vehicles and plant
-  **Pedestrian Exclusion Zone**
Only authorised pedestrians are permitted to conduct work in operational areas

Vehicles and Plant



Emergency Assembly Area

Located inside the entry/exit gate. Proceed to the assembly area via the safest route.



Light Vehicle Parking

- Visitors park in the Light Vehicle parking area. Parking is reverse entry
- All visitors must report to the Batch Office (located upstairs) immediately upon arrival. Follow the pathway directional arrows to and from the Batch Office, as indicated on the map.



Site Speed Limit

The site speed limit is restricted to 10kph.



2-Way Communication

All radio communication on this site is via UHF Channel 40 and Boral radio channel 5.



Front End Loader (FEL)

- Operates in all areas.
- Has right of way in vehicle operating areas. Always establish positive communication (verbal and/or visual contact) with operator before approaching within 20 metres. Communicate with the Loader operator via UHF Channel 40.

Traffic & Pedestrian Management Plan

Emergency Site Map

Boral Concrete – Lot 203 Industrial Drive, Quirindi



Pedestrians

Protected Walkway

Designated Walkway
Pedestrians **MUST** give way to vehicles and plant

Pedestrian Exclusion Zone
Only authorised pedestrians are permitted to conduct work in operational areas

Emergency Equipment



Fire Hose Reel
Located at Admix Bund area



Fire Blanket
Located in Driver's Room (downstairs)



First Aid
Located in Driver's Room (downstairs)



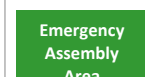
Emergency Eye Wash & Shower
Located beneath stairs to Batch Office (next to Load Bay)



Spill Kit
Located in Storage Shed



Main Electrical
Located at entrance to Driver's Room (downstairs)



Emergency Assembly Area
Located inside the entry/exit gate. Proceed to the Assembly area via the safest route.



Fire Extinguishers

Located in the following areas:

Driver's Room (downstairs), Batch Office (upstairs), Additive Bund area, Slump Stand, 2 located on external wall of Storage Shed, Fuel Storage, Front End Loader, all trucks are equipped with fire extinguishers.