



Building something great

TIP-SOP-118 - Gypsum - CSR Wetherill Park






Sop Title:	Gypsum - CSR Wetherill Park	Sop No:	TIP-SOP-118
Sop Location:	23 Frank St, Wetherill Park NSW 2164	Associated SWMS:	TIP-SOP-005 TIP-SWMS-005
Date of Issue:	16/03/2026	Next Review Date:	16/03/2028
Issue Version:	3.0	Authorised By:	Jeremy Wee
Frequency:	When required		
Purpose:	Safe Delivery of Gypsum		
Responsibility:	Tipper driver	Requirements:	Correct PPE - High Visibility Clothing - Hard Hat - Safety Glasses - Long pants & Sleeves - Gloves - Safety Boots - Dust Musk If Required
Compliance:	PPE Requirements:		
	<ul style="list-style-type: none"> - WHS Act 2011 - WHS Regulation 2017 - HVNL Act 42a 2013 		

Step	Activity	Safety/ Quality/ Performance Notes	Photo
1.	Approach site	<ul style="list-style-type: none"> - Access to site only via Davies Road, Elizabeth Street and Frank Street. - Contact other drivers on UHF46 - Only 3 trucks permitted on site at any time 	



Building something great


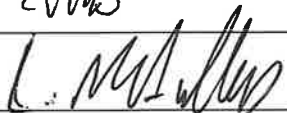
TIP-SOP-118 - Gypsum - CSR Wetherill Park


Step	Activity	Safety/ Quality/ Performance Notes	Photo
2.	Entry boom gates	<ul style="list-style-type: none"> - Only 2 trucks allowed at the boom gates side by side - Drive up to boom gates to activate auto sensor to open the boom gates - If boom gates don't auto open and there is no truck on the hopper, walk out of truck and press the reset button near the hopper gates 	 
3.	Proceed to hopper	<ul style="list-style-type: none"> - Reverse dog trailer to the side closer to the road otherwise the gates will not open - Upon reversing the trailer, ensure the black gates open - Once positioned to unload, walk out of truck and press GREEN button to start the conveyor belt (DO NOT TIP IF BELT NOT RUNNING) - Leave your docket in the letter box - Follow TIP-SOP-005 procedure 	
4.	Uncouple/ Couple the vehicle combination	<ul style="list-style-type: none"> - Once unloaded the dog trailer, drive forward up to 1m - Follow TIP-SOP-008 procedure - Position the truck beside the dog trailer and follow the TIP-SOP-005 Tipping procedure - Once unloaded the truck, connect your dog trailer and drive out through the wheel wash and exit gate 	
5.	Exit site	<ul style="list-style-type: none"> - Must exit through the wheel wash - If the wheel wash is not working, report to your supervisor 	



Building something great

TIP-SOP-118 - Gypsum - CSR Wetherill Park

Prepared By / Review Team			
Name	Position	Signature	Date
Marko Kasap	Driver Trainer / Safety Committee Member		16/03/2026
Lindsay McAulley	Supervisor		16/03/2026

Authorisation		
I have checked this Standard Operating Procedure (SOP) and confirm that it is authorised for use.		
Person supervising the work	Signature	Date
Jeremy Wee		16/03/2026