



MacLean Concrete Plant




Traffic & Pedestrian Management Plan

Pedestrian Upgrade Site Map

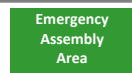
Boral Concrete – 512 Yamba Rd, MacLean



Pedestrians

-  **Protected Walkway**
-  **Designated Walkway**
Pedestrians **MUST** give way to vehicles and plant
-  **Pedestrian Exclusion Zone**
Only authorised pedestrians are permitted to conduct work in operational areas

Vehicles and Plant



Emergency Assembly Area

Located inside the entry gate. Proceed to the assembly point using the designated walkways.



Visitor Parking

- There are 2 parking bays allocated to visitors. Enter & exit via the Entry gate. Parking is reverse entry.
- All visitors must report to the Driver's Room immediately upon arrival. Follow the pathway directional arrows to and from the Driver's Room, as indicated on the map.



Site Speed Limit

The site speed limit is restricted to 10kph.



Boom Barrier

A Boom Barrier is installed on the approach to the Stockpile area. All vehicles **MUST** stop at the Stop sign and contact the plant Batcher on UHF channel 4 to gain entry.



Warning Lights and Pedestrian Safety Gates

Sensor beams are installed where vehicles exit the stockpile area. As soon as a vehicle is detected, flashing lights will activate and pedestrian gates will automatically lock.

Warning: Pedestrians must remain on protected walkways until gates have automatically unlocked. Only proceed across unprotected walkways when no traffic in area.



2-Way Communication

All radio communication on this site is via UHF Channel 4 and Boral radio channel 25.



Front End Loader (FEL) and Forklift

- Operate in all areas.
- Have right of way in vehicle operating areas. Always establish positive communication (verbal and/or visual contact) with operator before approaching within 20 metres. Communicate with the Loader operator via UHF Channel 4.

Traffic & Pedestrian Management Plan

Emergency Site Map

Boral Concrete – 512 Yamba Rd, MacLean



Pedestrians

- Protected Walkway**
- Designated Walkway**
Pedestrians **MUST** give way to vehicles and plant
- Pedestrian Exclusion Zone**
Only authorised pedestrians are permitted to conduct work in operational areas

Emergency Equipment



First Aid
Located in Driver's Room



Fire Blanket
Located in the Amenities block



Emergency Eye Wash
Located on the external wall of the Amenities block



Emergency Assembly Area
Located inside the Entry gate. Follow the pathway directional arrows as indicated on the map



Spill Kits
Located near the Fuel Tank & adjacent to the Agitator Parking area



Main Electrical
Located in Electrical Room (directly behind Batch office)



Fire Hose Reel
Located on the external wall of Loading Bay



Fire Extinguishers
Located in the following areas:
Batch Office, Driver's Room, Electrical Room (directly behind Batch Office), Load Alley, Workshop, Amenities Block, Fuel Tank, Recycled Water Tank, Front End Loader, all trucks are equipped with fire extinguishers.