




**Building  
something  
great**

# TIP-SOP-003 - Inspecting - Washing Out - Tipper & Live Bottom Bodies



<b>SOP Title:</b>	Inspecting - Washing Out - Tipper & Live Bottom Bodies	<b>SOP No:</b>	TIP-SOP-003
<b>SOP Location:</b>	Multiple	<b>Associated SWMS:</b>	TIP-SWMS-003
<b>Date of Issue:</b>	27/03/2025	<b>Next Review Date:</b>	27/03/2027
<b>Issue Version:</b>	1.0	<b>Authorised By:</b>	Jeremy Wee
<b>Frequency:</b>	When required		
<b>Purpose:</b>	Inspecting and/or washing out tipper bodies/live bottom semi-trailers for contamination		
<b>Responsibility:</b>	Tipper driver	<b>Requirements:</b>	<ul style="list-style-type: none"> <li>- UHF radio</li> <li>- Correct site PPE</li> <li>- Mandatory glasses</li> <li>- Mandatory gloves</li> <li>- Inspection area/ wash bay</li> <li>- Adequate water pressure</li> </ul>
<b>Compliance:</b>	<b>PPE Requirements:</b>		
<ul style="list-style-type: none"> <li>- WHS Act 2011</li> <li>- WHS Regulation 2017</li> </ul>			

Step	Activity	Safety/ Quality/ Performance Notes	Photo
1.	Arrive at Inspection area/ wash bay	<ul style="list-style-type: none"> <li>- Follow TMPs</li> <li>- Positive communication</li> <li>- Complete Take 5 if required</li> </ul>	

# TIP-SOP-003 - Inspecting - Washing Out - Tipper & Live Bottom Bodies

Step	Activity	Safety/ Quality/ Performance Notes	Photo
2.	Check the bodies contamination	<p><b>Tipper</b></p> <ul style="list-style-type: none"> <li>- Ensure to open tailgates</li> <li>- Ensure the tarps are open</li> <li>- Engage PTO</li> <li>- Raise body up (one at a time)</li> <li>- Ensure the body is going up straight</li> <li>- When body is completely extended, ensure the tipper controls are in HOLD position and disengage PTO before exiting the cab</li> <li>- Ensure 3 points of contact when exiting the cab</li> <li>- Inspect the bodies</li> <li>- If contamination is present proceed to wash out the bodies</li> <li>- If bodies are clean, enter the cab, lower the bodies, ensure to lock the tailgates and exit inspection area/ wash bay</li> </ul> <p><b>Live Bottom Semi Trailer</b></p> <ul style="list-style-type: none"> <li>- Open tarp</li> <li>- Engage PTO</li> <li>- Ensure to open tailgate/doors</li> <li>- Inspect the bodies via on-board cameras</li> <li>- If contamination is present proceed to wash out the bodies</li> <li>- If live bottom is clean, ensure to lock the tailgate/doors, disengage PTO and exit inspection area/ wash bay</li> </ul>	



# TIP-SOP-003 - Inspecting - Washing Out - Tipper & Live Bottom Bodies


Step	Activity	Safety/ Quality/ Performance Notes	Photo
3.	Wash out the bodies with hose	<ul style="list-style-type: none"> <li>- Ensure correct site PPE is worn</li> <li>- Mandatory to wear glasses &amp; gloves</li> <li>- Ensure to maintain 3 points of contact when exiting the cab</li> <li>- No body part or person between tailgates/doors, body &amp; chassis at any time</li> </ul> <p><b>Tipper</b></p> <ul style="list-style-type: none"> <li>- Ensure to stay clear minimum 2 metres from the rear of the bodies when washing out</li> <li>- Hose out truck &amp; drawbar</li> <li>- Hose out dog trailer and rear of trailer</li> <li>- Return hose to its location</li> </ul> <p><b>Live Bottom</b></p> <ul style="list-style-type: none"> <li>- Ensure to carry out belt remote control</li> <li>- Ensure to prop/isolate the tailgate/doors</li> <li>- Ensure to stay clear minimum 1 metre from the rear of the live bottom semi-trailer when washing out</li> <li>- Hose out live bottom semi-trailer with the belt stopped then staying clear of the rear tailgate/doors, chain and belt, restart the belt one rotation then hose out that side until all clean</li> <li>- Return hose to its location</li> </ul>	
4.	Exit inspection area/wash bay	<p><b>Tipper</b></p> <ul style="list-style-type: none"> <li>- Ensure the bodies are lowered and tailgates are locked before leaving inspection area/wash bay</li> <li>- Positive communications</li> <li>- Follow TMP</li> </ul> <p><b>Live Bottom</b></p> <ul style="list-style-type: none"> <li>- Ensure to stop the belt, close the tailgate/doors, disengage PTO</li> <li>- Return remote to stored location in cab</li> <li>- Positive communications</li> <li>- Follow TMP</li> </ul>	



Building  
something  
great

## TIP-SOP-003 - Inspecting - Washing Out - Tipper & Live Bottom Bodies

Prepared By / Review Team			
Name	Position	Signature	Date
Marko Kasap	Driver Trainer / Safety Committee Member		27/03/2025
Victoria Piserchia	Supervisor		27/03/2025

Authorisation		
I have checked this Standard Operating Procedure (SOP) and confirm that it is authorised for use.		
Person supervising the work	Signature	Date
Jeremy Wee		27/03/2025