

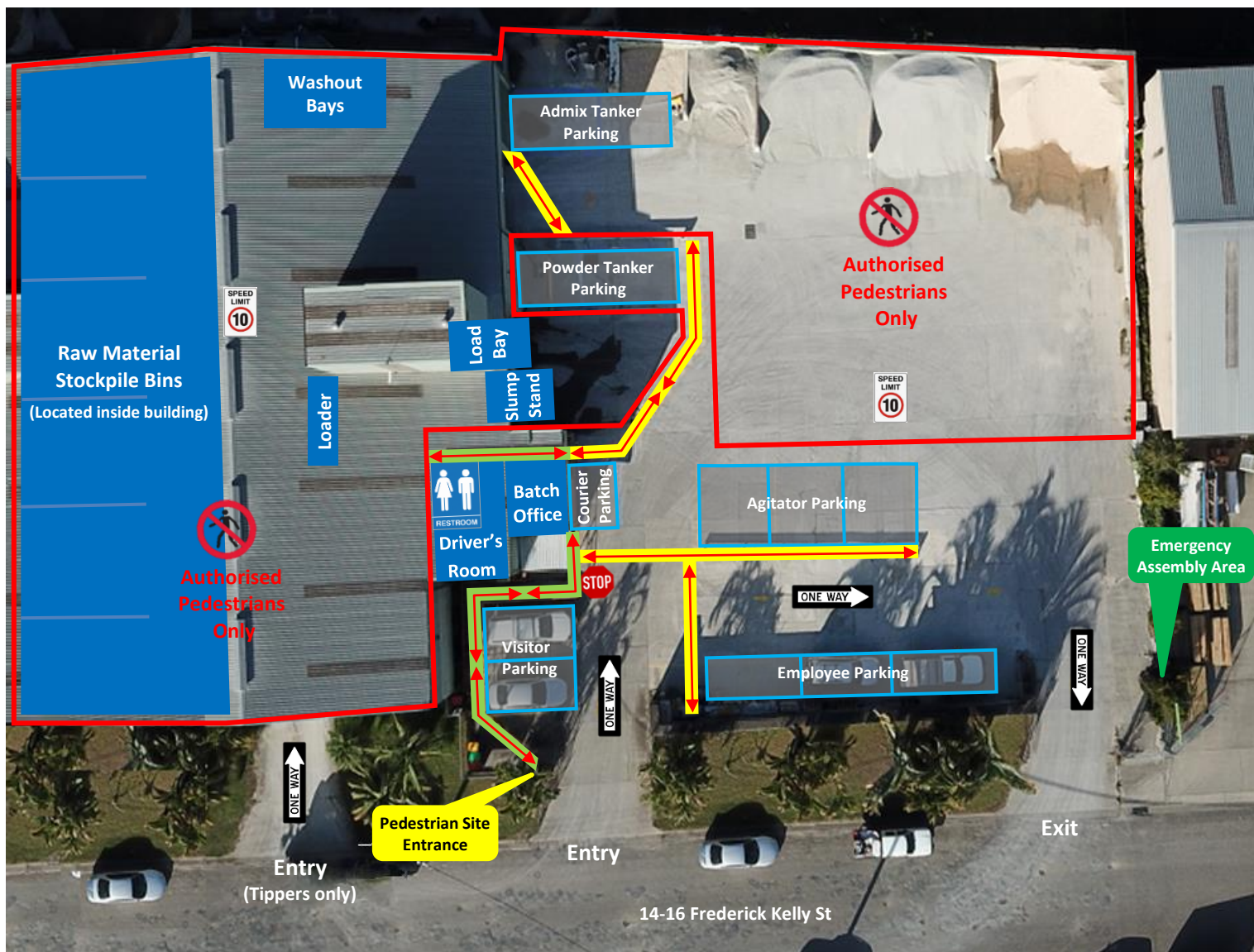


South West Rocks Concrete Plant



Traffic & Pedestrian Management

Pedestrian Upgrade Site Map

Boral Concrete 14-16 Frederick Kelly St, South West Rocks



Pedestrians

-  **Protected Walkway**
-  **Designated Walkway**
Pedestrians **MUST** give way to vehicles and plant
-  **Pedestrian Exclusion Zone**
Only authorised pedestrians are permitted to conduct work in operational areas

Vehicles and Plant



Emergency Assembly Area

Located inside the exit gate. Proceed to the assembly point using the designated walkways.



Light Vehicle Parking

- There are 2 parking bays allocated to Visitors.
- Parking is reverse entry.
- All visitors must report to the Batch Office immediately upon arrival. Follow the pathway directional arrows to and from the Batch Office, as indicated on the map.



Site Speed Limit

The site speed limit is restricted to 10kph.



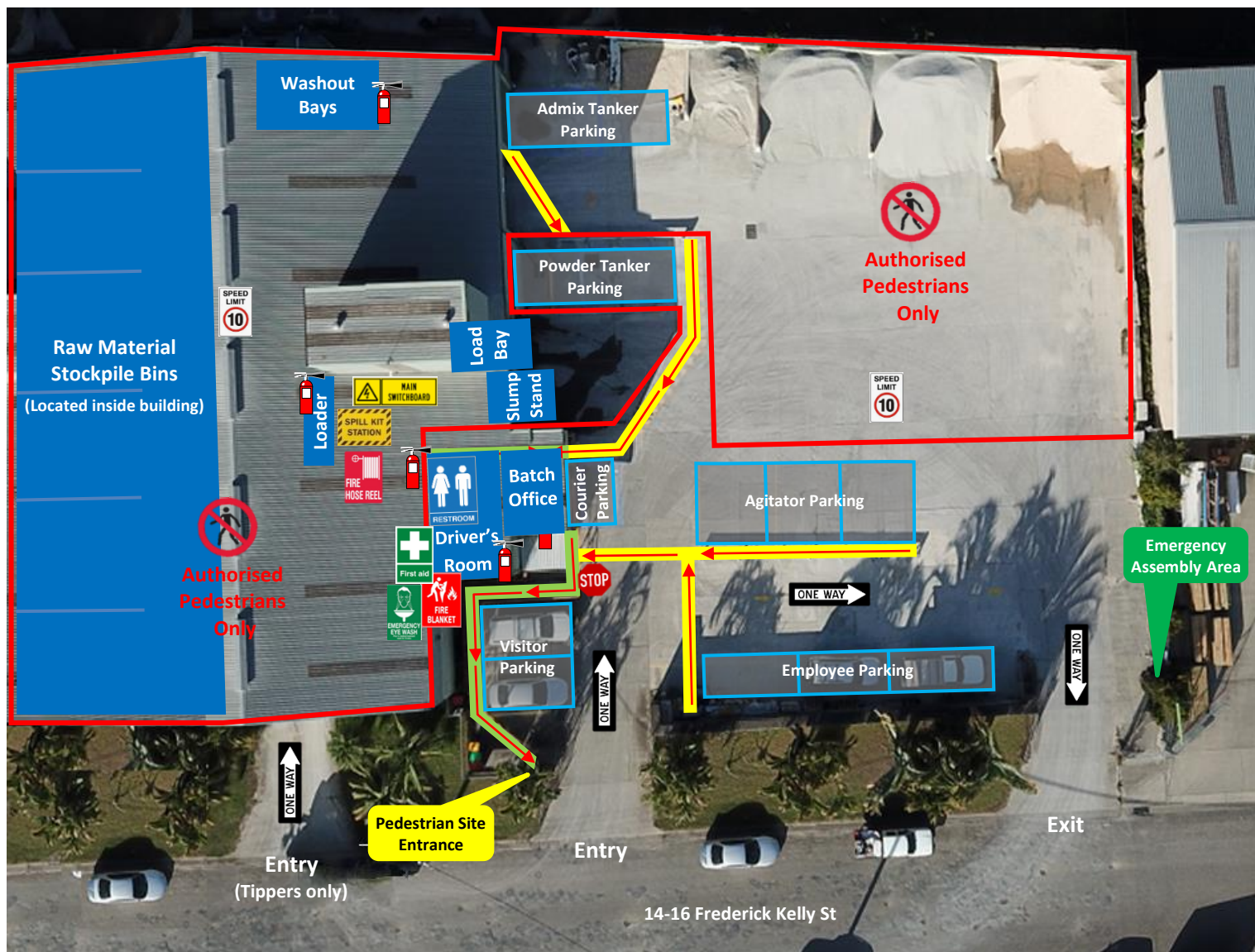
2-Way Communication

All radio communication on this site is via UHF Channel 34 and Boral radio channel 19.



Front End Loader (FEL)

- Operates in all areas.
- Has right of way in vehicle operating areas. Always establish positive communication (verbal and/or visual contact) with operator before approaching within 20 metres. Communicate with the Loader operator via UHF Channel 34.



Pedestrians

Protected Walkway

Designated Walkway
Pedestrians **MUST** give way to vehicles and plant

Pedestrian Exclusion Zone
Only authorised pedestrians are permitted to conduct work in operational areas

Emergency Equipment



Fire Blanket
Located in Driver's Room



Emergency Eye Wash
Located in Driver's Room



First Aid
Located in Driver's Room



Fire Hose Reel
Located at entrance to Loader access area (inside doorway)



Spill Kit
Located at entrance to Loader access area (inside doorway)



Emergency Assembly Area
Located inside the Exit gate. Follow the pathway directional arrows as indicated on the map



Main Electrical
Located at entrance to Loader access area



Fire Extinguishers
Located in the following areas:
Driver's Room, Batch Office, Wash out Bays (on side wall), entrance to Loader access area (beneath stairs), Front End Loader, all trucks are equipped with fire extinguishers.