



Moruya Concrete Plant




Traffic & Pedestrian Management Plan

Pedestrian Upgrade Site Map

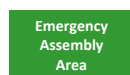
Boral Concrete – 97 Campbell St, Moruya



Pedestrians

-  **Protected Walkway**
-  **Designated Walkway**
Pedestrians **MUST** give way to vehicles and plant
-  **Pedestrian Exclusion Zone**
Only authorised pedestrians are permitted to conduct work in operational areas

Vehicles and Plant



Emergency Assembly Area

Located inside entry gate 2. Proceed to the assembly point using the designated walkways.



Light Vehicle Parking

- Light vehicles park in the Visitor & Employee parking bays.
- Parking is reverse entry.
- Visitors must report to the Site office immediately upon arrival. If the Site office is unattended, proceed to the Batch office.
- Couriers deliver lightweight items to the Site office.
- Follow the pathway directional arrows, as indicated on the map.



Site Speed Limit

The site speed limit is restricted to 10kph.



2-Way Communication

All radio communication on this site is via UHF Channel 40 and Boral radio frequency MORUYA



Front End Loader (FEL)

- Operates in all areas.
- Has right of way in vehicle operating areas. Always establish positive communication (verbal and/or visual contact) with operator before approaching within 20 metres. Communicate with the Loader operator via UHF Channel 40.

Traffic & Pedestrian Management Plan

Emergency Site Map

Boral Concrete – 97 Campbell St, Moruya



Pedestrians

Protected Walkway

Designated Walkway
Pedestrians **MUST** give way to vehicles and plant

Pedestrian Exclusion Zone
Only authorised pedestrians are permitted to conduct work in operational areas

Emergency Equipment



First Aid
Located in Driver's Room



Spill Kit
Located in Storage Shed



Main Electrical
Located behind Site office (along pathway to Batch Office)



Emergency Eye Wash
Located near Slump Stand



Fire Extinguishers
Located in the following areas:
Site Office, Batch Office, Loader, all trucks are equipped with fire extinguishers



Emergency Assembly Area
Located on the lawn area, outside the entry/exit gate. Follow the pathway directional arrows as indicated on the map